


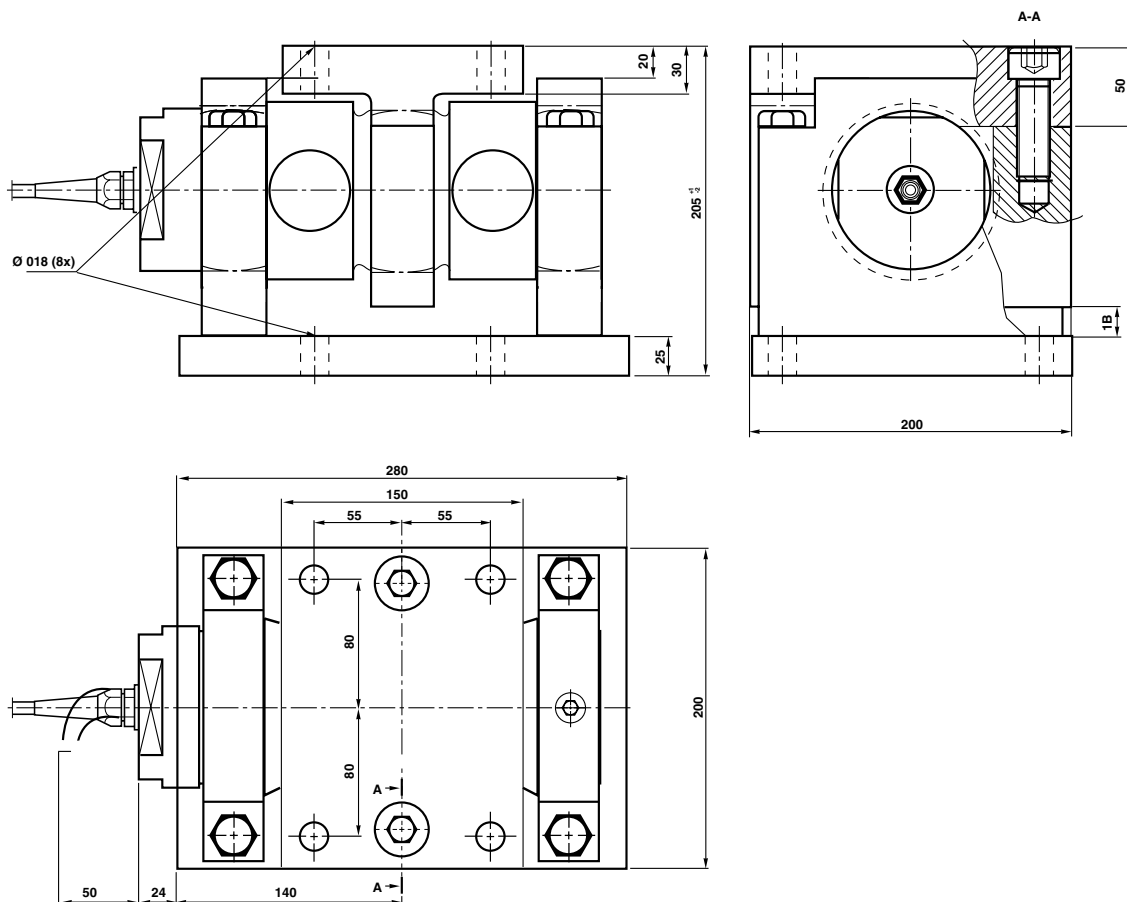
Weigh Module

FEATURES

- Easy installation
- No extra mounting detail is needed
- Suitable for weighing in large size
- Movable load point
- Allow movement caused by thermal expansion
- ATEX and IECEx certified for hazardous locations

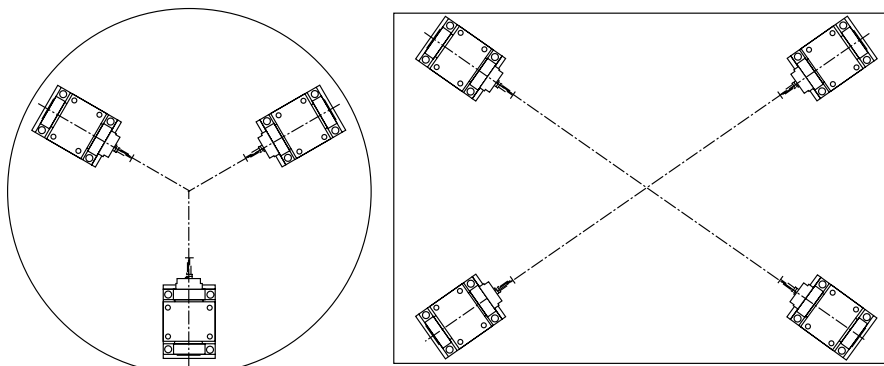


OUTLINE DIMENSIONS



Weigh Module

ORIENTATION OF WEIGH MODULES



Recommended weigh module orientation in order to give self locking conditions and freedom for mechanical movements caused by temperature.

SPECIFICATIONS

PARAMETER	VALUE
Rated load (RL)	250, 500, 800 and 1000 kN
Combined error (terminal)	±0.1% RO
Repeatability	0.02% RO
Overload, safe	50% RL ⁽¹⁾
Overload, ultimate	100% RL ⁽¹⁾
Input voltage, recommended	10 VDC or VAC
Input voltage, maximum	18 VDC or VAC
Input resistance	350 Ω ±5 Ω
Output resistance	350 Ω ±0.5 Ω
Rated output (RO)	2.040 mV/V
Tolerance of (RO)	±0.25% RO
Zero balance	±2% RO
Tolerance of shunt calibration values	±0.25% of value ⁽²⁾

PARAMETER	VALUE
Creep at RL after 30 minutes	±0.03% RL
Temperature range	-40 to +80°C (+100°C) ⁽³⁾
Temperature effect on output (-10°C to +50°C)	±0.003% of output/°C
Temperature effect on zero balance (-10°C to +50°C)	±0.003% of RO/°C
Insulation resistance at 200 VDC	>4 GΩ
Material	Yellow chromate steel
Electrical connection	10 m shielded four conductor
Degree of protection	IP67
APPROVALS	
ATEX, IECEx certified versions are available upon request. For details contact blhnobel@vpgsensors.com.	

(1) Referring to recommended loading case
 (2) See calibration sheet of the load cell
 (3) -40 to +100°C on demand

BLH Nobel is continually seeking to improve product quality and performance. Specifications may change accordingly.

Disclaimer

ALL PRODUCTS, PRODUCT SPECIFICATIONS AND DATA ARE SUBJECT TO CHANGE WITHOUT NOTICE.

Vishay Precision Group, Inc., its affiliates, agents, and employees, and all persons acting on its or their behalf (collectively, "VPG"), disclaim any and all liability for any errors, inaccuracies or incompleteness contained herein or in any other disclosure relating to any product.

The product specifications do not expand or otherwise modify VPG's terms and conditions of purchase, including but not limited to, the warranty expressed therein.

VPG makes no warranty, representation or guarantee other than as set forth in the terms and conditions of purchase. **To the maximum extent permitted by applicable law, VPG disclaims (i) any and all liability arising out of the application or use of any product, (ii) any and all liability, including without limitation special, consequential or incidental damages, and (iii) any and all implied warranties, including warranties of fitness for particular purpose, non-infringement and merchantability.**

Information provided in datasheets and/or specifications may vary from actual results in different applications and performance may vary over time. Statements regarding the suitability of products for certain types of applications are based on VPG's knowledge of typical requirements that are often placed on VPG products. It is the customer's responsibility to validate that a particular product with the properties described in the product specification is suitable for use in a particular application. You should ensure you have the current version of the relevant information by contacting VPG prior to performing installation or use of the product, such as on our website at vpgsensors.com.

No license, express, implied, or otherwise, to any intellectual property rights is granted by this document, or by any conduct of VPG.

The products shown herein are not designed for use in life-saving or life-sustaining applications unless otherwise expressly indicated. Customers using or selling VPG products not expressly indicated for use in such applications do so entirely at their own risk and agree to fully indemnify VPG for any damages arising or resulting from such use or sale. Please contact authorized VPG personnel to obtain written terms and conditions regarding products designed for such applications.

Product names and markings noted herein may be trademarks of their respective owners.

Copyright Vishay Precision Group, Inc., 2014. All rights reserved.